


Technical data sheet

Cable tray MKS 60

Item no. 6055206



MKS 60 = medium-duty cable tray system with a side height of 60 mm. FS version includes RV 60 straight connector set.

Tested for installation above suspended fire protection ceilings (tray widths 100-400 mm, fire load 30 minutes, mounting work and parameters according to fire protection reports)

Magnetic shield insulation without cover 20 dB, with cover 50 dB.



St Steel

FS Strip galvanised

Master data

Item no.	6055206
Type	MKS 620 FS
Description 1	Cable tray MKS
Description 2	perforated, with connector set
Manufacturer	OBO
Dimension	60x200x3000
Material	Steel
Material symbol	St
Surface	Strip galvanised
Surface to DIN	DIN EN 10346
Surface symbol	FS
Smallest sales unit (VG)	3 m
Weight	246,70 kg/100 m

Technical data



Usable cross-section	11.800,00 mm ²
Usable cross-section	118,00 cm ²
Suitable for maintaining electrical function	<input type="checkbox"/>
Connector version	Supplied connectors
With cover	<input type="checkbox"/>
Mounting perforation in base	<input checked="" type="checkbox"/>
NATO hole pattern	<input type="checkbox"/>
Rustproof steel, pickled	<input type="checkbox"/>
Side perforation	<input checked="" type="checkbox"/>
Wide-span version	<input type="checkbox"/>

Technical data sheet

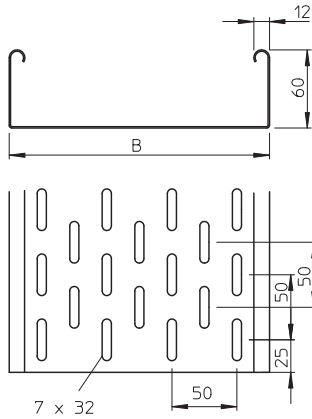
Cable tray MKS 60

Item no. 6055206



Technical data

Dimensions

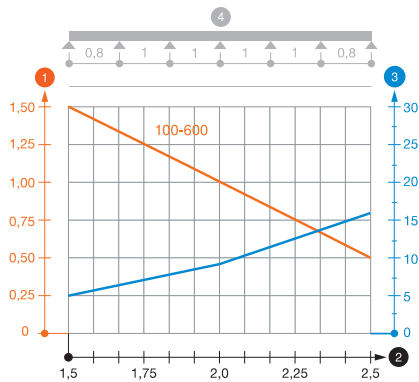


Length	3.000,00 mm
Width	200,00 mm
Height	60,00 mm
Side height	60,00 mm
Dimension B	200,00 mm
Plate thickness	1,00 mm

Appr. load:

Support spacing 1.5 m	1,50 kN/m
Support spacing 1.75 m	1,25 kN/m
Support spacing 2.0 m	1,00 kN/m
Support spacing 2.5 m	0,50 kN/m

Load diagram, cable tray, type MKS 60



- 1 Permitted cable tray/ladder load in kN/m without man load
- 2 Support width in m
- 3 Rail bend in mm at permitted kN/m
- 4 Load scheme during testing
- Load curve with cable tray/ladder width in mm
- Strut bend curve according to support width