


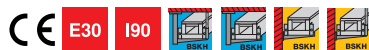
Technical data sheet

90° bend I90/E30, internal height 50 mm

Item no. 7215611



90° bend for BSKH I90/E30, to DIN 4102 Part 11 and Part 12, for installation on OBO mounting systems. Fittings must be supported by additional brackets. Including mounted connector on both duct ends, 3x 1 m self-adhesive sealing strips and connecting bolts.



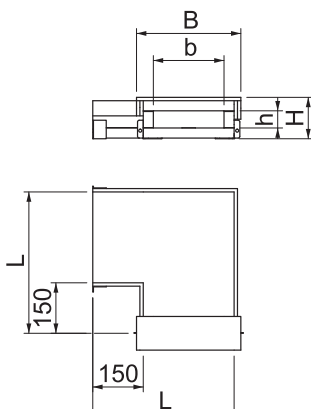
Glass-fibre lightweight concrete

Product description

Master data

Item no.	7215611
Type	BSKH-FB090521
Description 1	90° bend
Description 2	for BSKH I90/E30
Dimension	50x210
Colour	Grey
Material	Glass-fibre lightweight concrete
Smallest sales unit (VG)	1,00 Piece
Weight	1.040,00 kg/100 pc.

Technical data



Internal dimensions	50 x 210 mm
External dimensions	120 x 310 mm
Dimension B	310,00 mm
Dimension H	120,00 mm
Dimension L	430,00 mm
Dimension b	210,00 mm
Dimension h	50,00 mm
Number of flammable sides	4
Cover fastening	Loose
Fire resistance class E – function maintenance	30,00
Fire resistance class I – installation duct	90,00
With perforation	<input type="checkbox"/>
Partitions possible	<input checked="" type="checkbox"/>
Jacketing	Without
Material of the insulation	Glass-fibre lightweight concrete
Angle of the bend	90,00 °