

# Technical data sheet

MCR protection for 2-pole power supply with remote signalling, 24 V AC/DC

Item number: 5097820



Surge protection/fine power protection, type 3, to EN 61643-11 with remote signalling

- With remote signalling, potential-free changeover contact, for function monitoring
- Suitable for DC and AC systems
- With visual function display
- With easy mounting, screwless connection terminals
- In space-saving 17.5 mm grid
- Y circuit

Application: Universal use on 35 mm DIN profile rails in any standard distributor housing.



## Master data

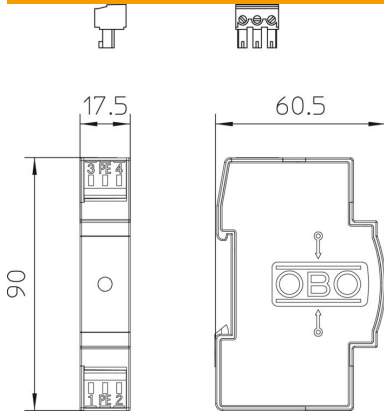
Item number	5097820
Type	VF24-AC/DC-FS
Description 1	Lightning barrier
Description 2	with remote signalling
Manufacturer	OBO
Dimension	24V AC
Smallest sales unit	1
Unit of quantity	Piece
Weight	7.58 kg
Weight unit	kg/100 pc.
CO2 Footprint (GWP) Cradle-to-Gate	0,2757 kg CO2e / 1 Piece

# Technical data sheet

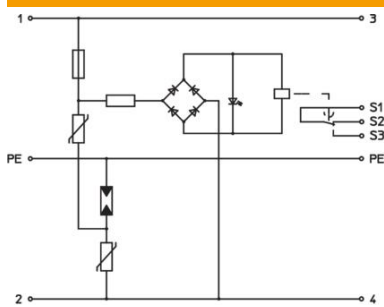
MCR protection for 2-pole power supply with remote signalling, 24 V AC/DC  
Item number: 5097820



## Dimensions



## Technical data



Response time	<25 ns
Blow-out	no
Pole version	2
Structural width in division units (division unit, 17.5 mm)	1
Operating temperature, max.	80 °C
Operating temperature, min.	-40 °C
Remote signalling	yes
FM contacts	Changeover
Maximum continuous voltage AC	34 V
Maximum continuous voltage DC	46 V
Conductor cross-section, rigid (single-wire/multiwire), max.	2.5 mm <sup>2</sup>
Conductor cross-section, rigid (single-wire/multiwire), min.	0.14 mm <sup>2</sup>
Lightning protection zone LPZ	2→3
Max. mains-side overcurrent protection	16
Maximum back-up fuse	16 A
Maximum discharge current (8/20 µs)	2 kA
Installation type	DIN rail 35 mm
Nominal discharge current (8/20 µs)	0.7 kA
Nominal voltage AC (50/60 Hz)	24 V
Network form	Other
OBO_Nominal load current (input/output terminal)	20 A
Pole number	3
Test class, type 3	yes
Protection rating	IP20
Protection level	≤0,13 kV
Protection level [L-N]	≤1000
Protection level wire-wire	<160 V
Protection level wire-earth	<1200 V
Signalling on device	Visual

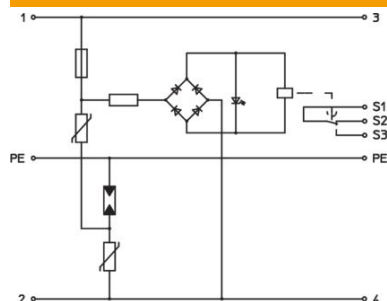
# Technical data sheet

MCR protection for 2-pole power supply with remote signalling, 24 V AC/DC

Item number: 5097820



## Technical data



SPD to EN 61643-11

Type 3

SPD to IEC 61643-1

Class III

Permitted temperature range, max.

80 °C

Permitted temperature range, min.

-40 °C