


Technical data sheet

Wide span cable ladder WKLG 110 A2

Item number: 6311206



Wide span cable ladder with perforated side rails of side height of 110 mm. Fastening of cables with clamp clip, type 2056.

Straight connectors of type WRVL 110 should be ordered separately and in the appropriate quantity.
Magnetic shield insulation without cover 10 dB, with cover 15 dB.



A2	Stainless steel
2B	Bright, treated

Master data

Item number	6311206
Description 1	Wide span cable ladder
Description 2	perforated side rail
Manufacturer	OBO
Dimension	110x300x6000
Colour	stainless steel
Material	Stainless steel
Surface	Bright, treated
Surface standard	
Smallest sales unit	6
Unit of quantity	Metre
Weight	582.8 kg
Weight unit	kg/100 m
CO Footprint (GWP) Cradle-to-Gate	30,3238 kg COe / 1 Meter

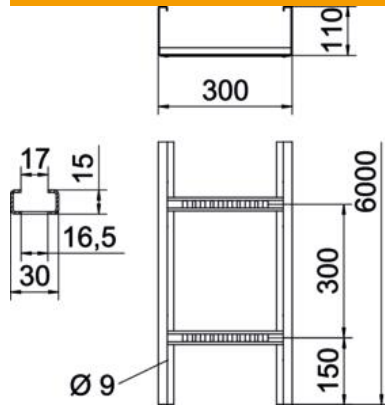
Technical data sheet

Wide span cable ladder WKLG 110 A2

Item number: 6311206



Dimensions



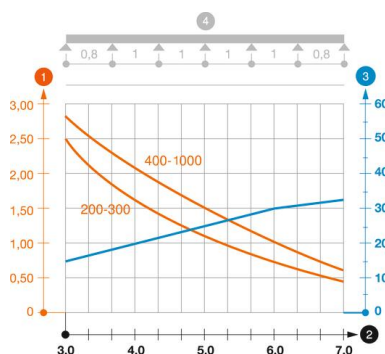
Dimension	110x300
Length	6,000 mm
Width	300 mm
Height	110 mm
Dimension B	300 mm
Dimension L	6,000 mm
Rung slot dimension	17.00

Technical data

Version of the rungs	Profile perforated
Side rail version	Profile (open)
Maintain electrical functions	no
Usable cross-section	281 cm ²
Usable cross-section	28100 mm ²
Rustproof steel, pickled	no
Side perforation	yes
Wide-span version	yes
Rail thickness	2 mm

Loads

Insertable support spacings, min.	3 m
Insertable support spacings, max.	7 m
Support spacing 3.0 m	2.3 kN/m
Support spacing 3.5 m	1.9 kN/m
Support spacing 4.0 m	1.6 kN/m
Support spacing 4.5 m	1.33 kN/m
Support spacing 5.0 m	1.1 kN/m
Support spacing 6.0 m	0.8 kN/m
Support spacing 7.0 m	0.4 kN/m



Load diagram, wide span cable ladder, type WKLG 110

- 1 Permitted cable tray/ladder load in kN/m without man load
- 2 Support width in m
- 3 Rail bend in mm at permitted kN/m
- 4 Load scheme during testing
- Load curve with cable tray/ladder width in mm
- Strut bend curve according to support width