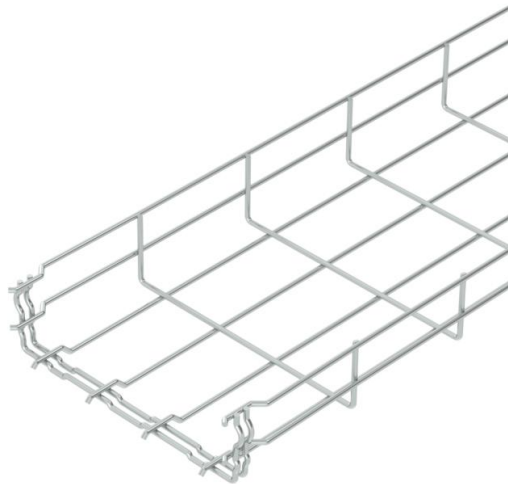


Technical data sheet

Mesh cable tray GR-Magic®

Item number: 6001059



Mesh cable tray with shaped connector of side height 55 mm.
No additional connection components are required for the mesh cable tray, it is simply interlocked. The grid width is 50 x 100 mm (exception: GRM 55/50 = 20 x 100 mm).
Description, surface F = pre-galvanized wires according to DIN EN 10244/2 (surface approx. 10 µm).
Magnetic shield insulation without cover 15 dB, with cover 25 dB. You can find detailed information regarding the UL classification in the respective certification.



St Steel

F Hot galvanized

Master data

Item number	6001059
Type	GRM 55 600 F
Description 1	Mesh cable tray GRM
Manufacturer	OBO
Dimension	55x600x3000
Material	Steel
Surface	Hot galvanized
Surface standard	DIN 267, Teil 10
Smallest sales unit	3
Unit of quantity	Metre
Weight	323.333 kg
Weight unit	kg/100 m

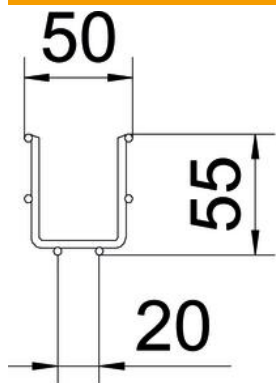
Technical data sheet

Mesh cable tray GR-Magic®

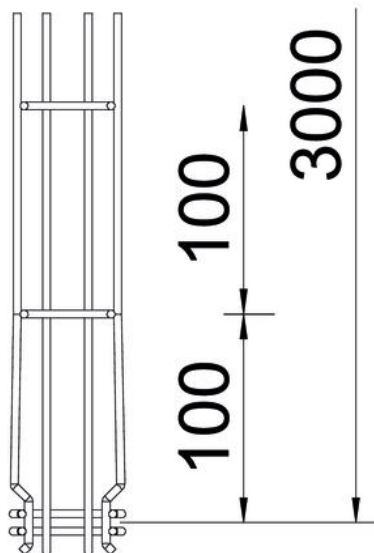
Item number: 6001059



Dimensions



Length	3,000 mm
Width	600 mm
Height	55 mm
Dimension B	600 mm
Dimension H	58 mm



Technical data

Connector version	Integrated connector
Mounting system fastening type	Floor Ceiling Wall
Maintain electrical functions	no
Integrated partition	Without
Usable cross-section	265 cm ²
Usable cross-section	26500 mm ²
Profile shape	U-shaped
Rustproof steel, pickled	no
Screwless connector	yes
Wide-span version	no
Type of connector, cable support system	Click fastening

Technical data sheet

Mesh cable tray GR-Magic®

Item number: 6001059



Loads

Support spacing 1.0 m	0.9 kN/m
Support spacing 1.5 m	0.6 kN/m
Support spacing 2.0 m	0.3 kN/m
Support spacing 2.5 m	0.25 kN/m