


Technical data sheet

G mesh cable tray Magic® 150 A4

Item number: 6005574



G-shaped mesh cable tray made of spot-welded steel wire with different side heights and widths.

Direct wall or ceiling mounting possible. Load capacity details regarding the different mounting methods are available upon request.

Magnetic shield insulation 15 dB.



A4 Stainless steel

2B Bright, treated

Master data

Item number	6005574
Type	G-GRM 150 100 A4
Description 1	G mesh cable tray Magic
Manufacturer	OBO
Dimension	150x100x3000
Material	Stainless steel
Surface	Bright, treated
Surface standard	
Smallest sales unit	3
Unit of quantity	Metre
Weight	127.26 kg
Weight unit	kg/100 m

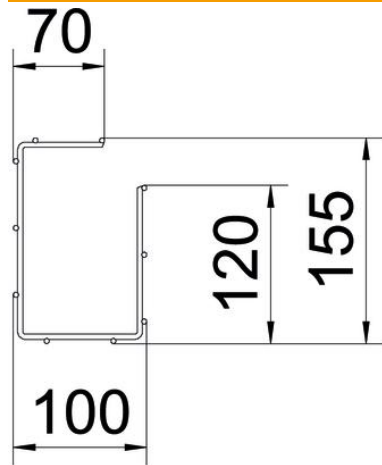
Technical data sheet

G mesh cable tray Magic® 150 A4

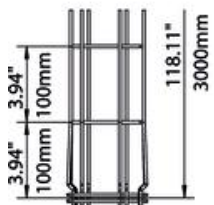
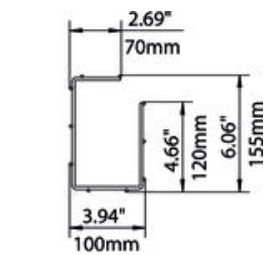
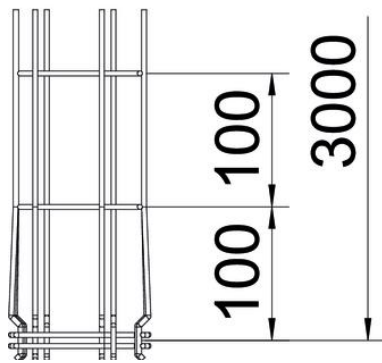
Item number: 6005574



Dimensions



Length	3,000 mm
Width	100 mm
Width	3.94 in
Height	150 mm
Height	5.91 in
Dimension A	120 mm
Dimension B	100 mm
Dimension C	68 mm
Dimension H	155 mm



Technical data sheet

G mesh cable tray Magic® 150 A4

Item number: 6005574



Technical data

Connector version	Integrated connector
Mounting system fastening type	Ceiling Wall
Maintain electrical functions	no
Integrated partition	Without
Usable cross-section	107 cm ²
Usable cross-section	10700 mm ²
Profile shape	G-shaped
Rustproof steel, pickled	yes
Screwless connector	yes
Wide-span version	no
Load test type according to IEC 61537	Type II
Type of connector, cable support system	Click fastening

Loads

Insertable support spacings, min.	1 m
Insertable support spacings, max.	2.5 m
Support spacing 1.0 m	0.6 kN/m
Support spacing 1.5 m	0.5 kN/m
Support spacing 2.0 m	0.35 kN/m
Support spacing 2.5 m	0.3 kN/m